

Workforce Focus

From the South Western Ontario Industry Education Council

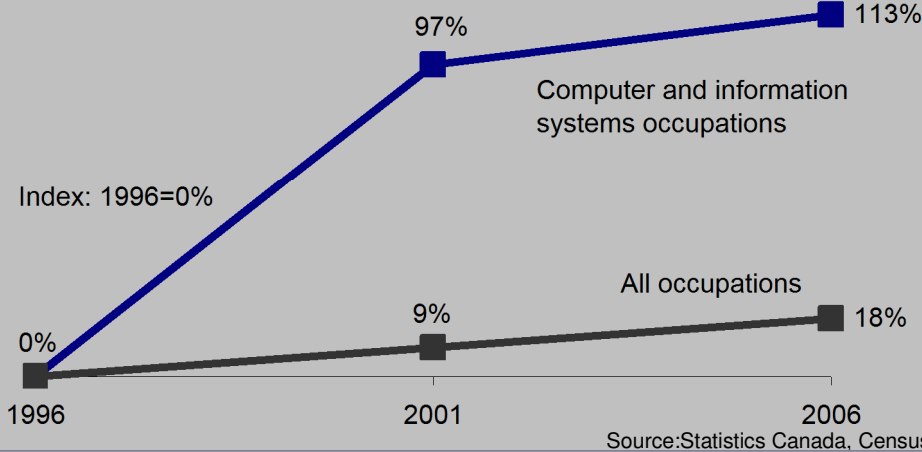
In this Issue:

Information Technology

- Employment
- Demographics
- Education

Employment Growth

Computer and Information Systems and All Occupations, Ontario, 1996 to 2006



Ontario's computer and information occupations grew rapidly in the tech-boom of the late nineties. The tech-bust of 2001 led to a slowing of employment growth between 2001 and 2006. Recently a small surge in information technology occupations has taken place. Canadian I.T. jobs reached a record high in 2007, with the Toronto area accounting for half of these jobs. Job openings for technology architects have increased the most, while web developers are the most sought after.

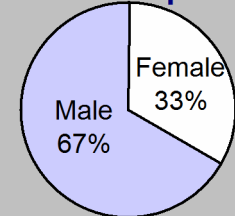
Source: CNC Global, 2007

Industry Trends

Information technology occupations are expected to grow as fast as the average of all occupations. Moderate growth within the sector reflects a maturing of the industry. Companies will continue to invest in information technologies, but at a much more measured pace. Lower skilled I.T. jobs are increasingly threatened by automation and foreign outsourcing.

Source: Ontario Job Futures, 2005

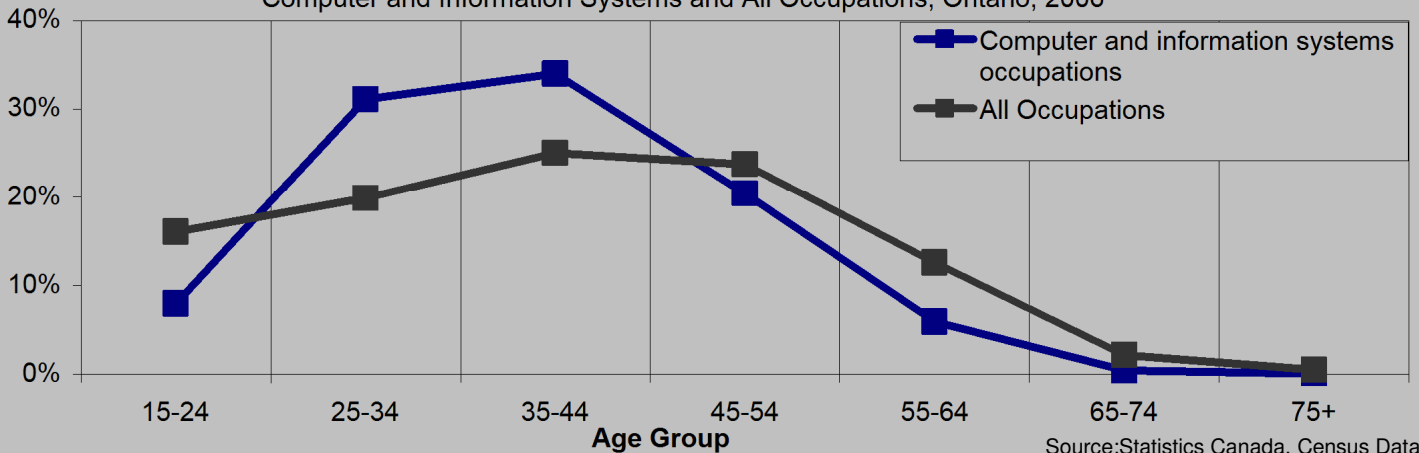
Gender Composition



Ontario's I.T. Industry, 2006

Age Profile

Computer and Information Systems and All Occupations, Ontario, 2006



Youthful Workforce

The computer and information systems sector requires higher skill and education than average and therefore has a low share of the workforce under age 25. A larger than average share of the workforce is between ages 25 and 34, as well as 35 to 45. Subsequently, there is a low share of workers over age 55.



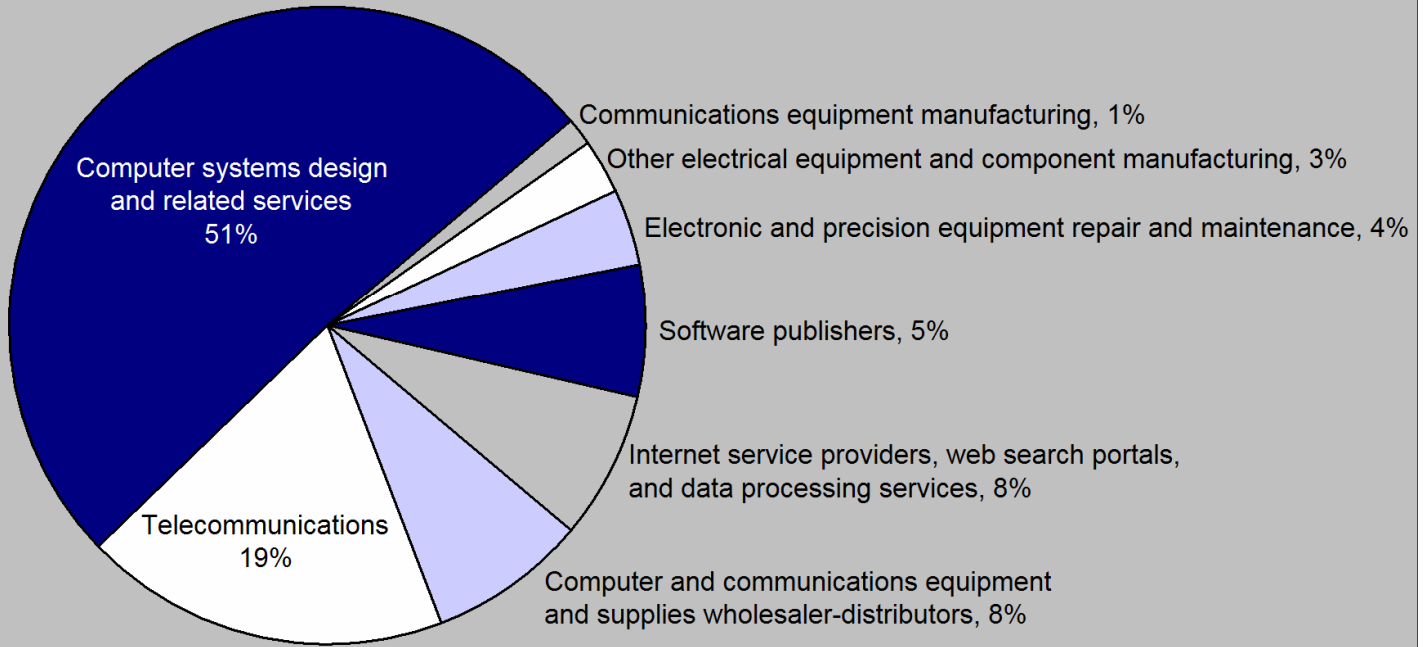
For more information please contact The South Western Ontario Industry Education Council at:
Box 9-2000 Talbot Rd. Windsor ON. N9A 6S4 (519) 972-2727 www.swoiec.com

Workforce Focus is an original publication of the Elgin, Middlesex, Oxford Local Training Board

Created by : Dane Rice

I.T. Industry Employment Composition

Windsor, Leamington, and Chatham Kent Census Metropolitan Areas, 2006



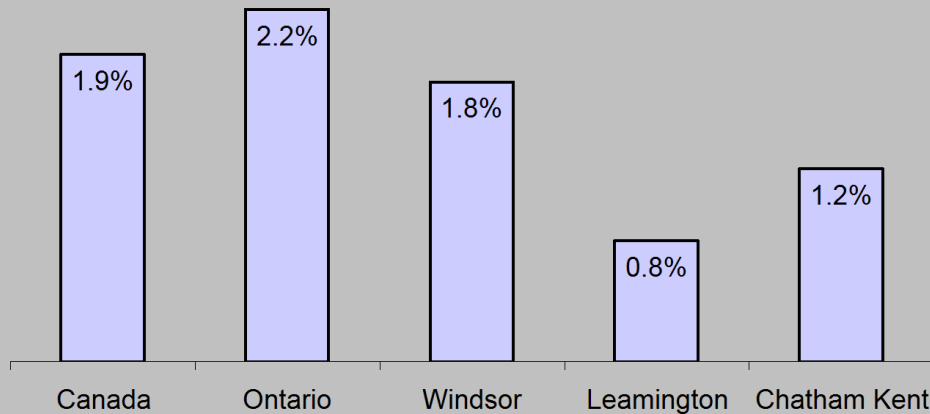
Source: Statistics Canada, Census Data

Where the Jobs Are

The local I.T. sector employed approximately 3,075 people in 2006. The majority of these jobs are in the service sector, though a small manufacturing component is present. Similar to the provincial composition, computer systems design and related services employ a large share of the industry, followed next by telecommunications.

I.T. Trained

Share of Populations Age 25+ with Certificate, Diploma, or Degree in Computer and Information Sciences, 2006



Source: Statistics Canada, Census Data

Education and Economics

Collectively, the Windsor, Leamington, and Chatham Kent region's information technology sector is relatively very small. Naturally there is a smaller than average share of people with schooling in computer and information sciences. Of all local graduates however, the share of computer and information science graduates is higher than expected, given the relatively small local I.T. industry.

**EMPLOYMENT
ONTARIO**

SEE MORE LABOUR MARKET INFORMATION
ON THE WEB AT WWW.SWOIEC.COM



THE VIEWS EXPRESSED IN THIS DOCUMENT DO NOT NECESSARILY REFLECT THOSE OF THE GOVERNMENT OF ONTARIO.